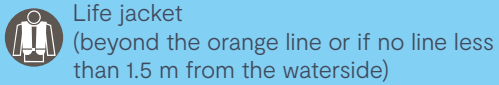


Personal protective equipment

Inside the lock perimeter:



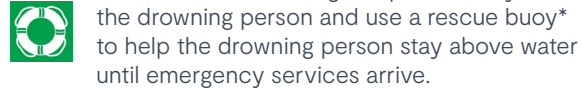
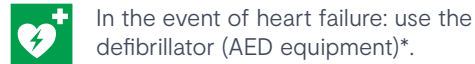
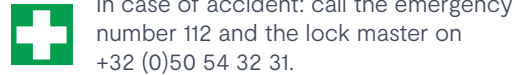
Depending on the works:

Additional PPE in case of specific risks.

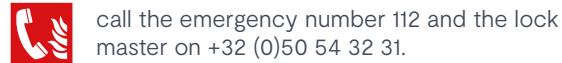
In the event of any doubt, please ask for the Personal Protective Equipment matrix or check portofantwerpbruges.com/PBM.



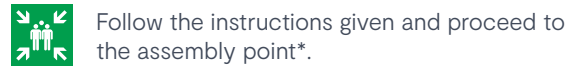
In case of emergency



In case of fire




In case of evacuation



*see plan on rear

Safety at the Pierre Vandamme lock complex



Prior to works

Fill in a work permit and have it verified by an Electromechanics Supervisor.

You can find the work permit template at <https://zedis.portofzeebrugge.be/Document>.

Please note you must apply via ZEDIS for additional permission from the Harbour Master's Office for:

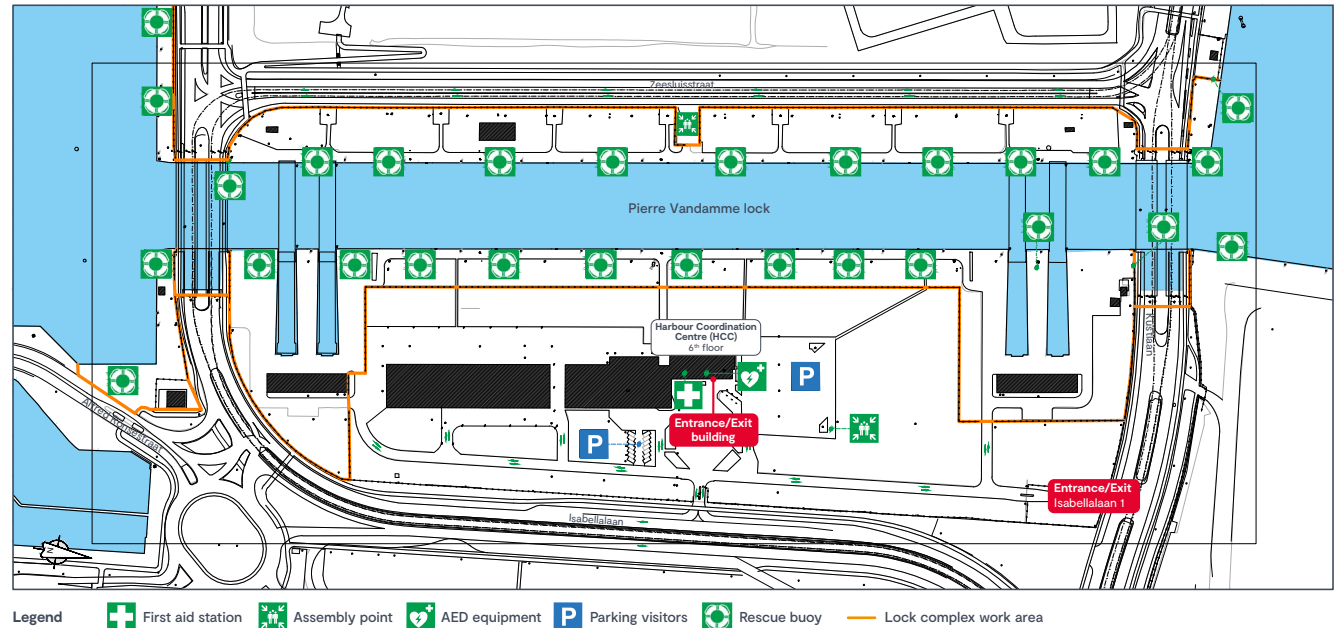
- hot work
- diving works
- drone flights

Upon arrival

- Park vehicles in the car park at the Pierre Vandamme House.
- Report in person (the person responsible for the execution of the works) to the Harbour Coordination Centre (HCC) on the 6th floor of the Pierre Vandamme House and have the work permit signed off by the bridge operator.
- When working on moving parts or in case of works that can be impacted by moving parts: Arrange for a LOTOTO (lockout tagout tryout) to be fitted by an Electromechanics Supervisor together with the contractor of the works.
- When working in an enclosed space (underwater crossings or submarine ballast tanks): wait for the security guard to sign in and sign off the work permit before entering the lock complex.

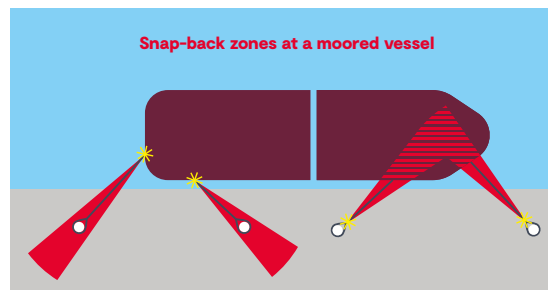
When entering and exiting the lock perimeter

- Wear the correct Personal protective equipment.
- Always check that the gate door locks when you go through it.
- Close vehicle gates immediately after vehicle passage.
- The maximum permitted speed is 20 km/h. The traffic code is in force. Adhere to signs and road markings.
- Do not park vehicles beyond the orange line without explicit permission from the HCC.



During the works

- Follow the specific safety precautions for the work you are performing.
- Always follow the instructions of Port of Antwerp-Bruges staff.
- Remain on site the entire duration of the works and ensure the bridge operator is able to contact you by telephone at all times.
- Do you work beyond the orange line? Make sure you are not working alone.
- Do you work near a moored ship? Stay clear of the snap-back zones of the mooring lines as they can break.



Upon departure

- Leave the work area clean and tidy.
- Arrange for the LOTOTO to be removed by a Electromechanics Supervisor, if applicable.
- Report in person (the person responsible for the execution of the works) to the HCC and have the work permit signed off by the bridge operator.

It is prohibited:

- to (e-)smoke on the lock platform.
- to enter buildings, facilities or vessels without permission.
- enter enclosed spaces (underwater crossings or submarine ballast tanks) without the supervision of a security guard.
- to carry out any work without authorisation.
- to film or take photographs without permission from the Harbour Master's Office (hkd.zeebrugge@portofantwerpbruges.com).